

BRAVE ART

2019

Workshop Sign-ups

March 4th 2019 – Lunch Room

Form VIII: 12:10pm-12:30

Form VII: 12:35pm-12:55pm

March 5th 2019-Lunch Room

Form VI: 12:35-12:55pm

Form V: 2:45-3:15pm (during Activities)

- Please review the workshop descriptions and be prepared to sign up on your Form's scheduled day.
- Step 1: Choose any morning workshop.
- Step 2: Choose any afternoon workshop.
- Step 3: If you choose a 1 hour workshop in the afternoon, you will choose two.
- Note that the Scrap Metal workshop is all day...and already full.
- Sign-ups will be by Form and names will be called, within the Form, in random order.
- Please be on time!


Morning Workshops

Metal Smithing

Deborah Alcala

Capacity 8

You will experience creating an entire pendant fabricated from scratch using cutting, stamping, polishing, setting a stone and engraving techniques. You will be using a sheet of copper and/or sterling silver.



Transfer Techniques for Printmaking & Other Mediums

Matt Bagley

Capacity 12

Learn how to transfer drawings and photographs to wood and linoleum for printing, painting, drawing, and alternative photography processes. **STUDENT NEEDS TO BRING HIS OWN HIGH CONTRAST BLACK AND WHITE IMAGE.**



Tie-Dye-101

Cambria Reinsborough

Capacity 8

Be the envy of all your friends! Become the fashion icon you've always dreamed of! Tie-dye 101 will teach you how to make wearable art—adding color and style to your personal wardrobe. You will learn how to fold, twist, band and dye t-shirts of your choosing. You know you want to do it. **Students must supply the shirts they intend to dye.**




What is Home?

Willie Baronet

Capacity 15

Through the context of the WE ARE ALL HOMELESS project, students will create their own answer to the question “What is home?” using art supplies and cardboard. We will also look at actual homeless signs and discuss the ways we might project our own stories onto those on the streets.



Journey into Space

Juliette McCullough

Capacity 15

Students will create a small collage (4" x 4") from already cut out abstract shapes & textures with the idea of taking the eye on a journey through the space that is being used. They will then transpose their compositions to a 2' x 2' large paper using oil sticks or cattle markers. They will use the squaring up method to transfer from small to large. Then they will have the choice to embellish and add elements to their compositions, abstract, or figurative.



Needle Felting

Heather Pina

Capacity 8

Felting is having a renaissance! Learn this timeless Fiber Art form creating 2D images from colored wool. Each student will use special felting needles to assemble their idea and create a unique design.



Hawks Line is it Anyways?- Improv

Dusty Thomas

Capacity 20

In the style of Whose Line is it Anyways, this workshop will focus on thinking on your feet, creative thinking and having fun!



Guerilla Video

Jim Reisch

Capacity 8

Using Sony High Definition video equipment, teams of 3 guerilla video filmmakers will make unannounced visits to every BraveArt workshop to capture on film whatever is happening during the day on campus. Reporting back to the Video Lab—we will watch, select and edit the video footage in Premiere Pro editing software into a quick paced “documentary” of the day complete with fast music tracks. No experience necessary—all equipment & training will be provided! Participants may bring music selections (mp3) on a flash drive for inclusion in the sound track. This workshop gets you into every workshop offered!



CONSTRUKTING KOLJ!

Sara Cordona

Capacity 7

Participants will learn about the ideas behind early DaDa collage and use a variety of materials to create their own assemblages on paper with three dimensional elements.



T- Shirt Printing

Brother Raphael

Capacity 8

Alrighty then! We all know you have a cool t-shirt design in mind: let's make it happen. We will use the photo-emulsion method to burn your image onto a silkscreen and then manually print the design onto a shirt. **One (1) t-shirt will be provided per student; students may bring additional shirts/apparel of their own for printing (higher cotton blend recommended).**




Submit your black & white design (no gradients) to Br. Raphael by **March 8th**.

Didjeridu

Capacity 12

Recreate the ancient Australian instrument which sounds like a foghorn, using plastic pipe, a blowtorch, a drill and heated wax. Decorate to your heart's content with carving and color.



Functional Fantastic Pottery

Sharon Smith

Capacity 10

We are going to be creating functional ceramic forms using slab construction, round and flat coil construction, surface texturing and carving. Hump molds, slump molds, press molds and slips will be explored. Time is allowed for you to create more than one piece if you can master the basics quickly. All finished pieces will be fired in the school kiln in the days following BraveArt.



Scrap Metal—ALL-DAY ONLY FOR SENIOR

Mike Uhrick

Capacity 9 – (This workshop has already been filled with students from the Senior Class)

Working with your hands and your creative imagination – not to mention, with welding materials – the students in this workshop will have the opportunity to sift through mountains of industrial scrap at two area industrial recycling yards in preparation for making a single, inspired, intimidating work of art that will be employed by the black hand for years to come.



Surrealist Games with Twisted Aims

Kimberly Alexander

Capacity 15

Paging Dr. Freud...he wants his light bulb back.

We will play a series of surreal games, fusing collage, drawing, accidents, mash-ups, incongruities, and pareidolia. You'll fool your own minds, mine your own finds, and dream streamlined.



Tribal Macramé

Delphine Zimmern

Capacity 12

“The macramé technique is a form of textile-making that requires knotting. The method to macramé

was long used by sailors to decorate anything from knife handles to bottles.” We will use this technique to create men’s bracelets in black leather cord with bone, wood and glass beads.



Mirror Collage

Lisa Huffaker

Capacity 10

Join us as we create layered, rich collage works with a wide range of wonderful paper materials. We’ll rip, cut, layer, and juxtapose different papers to build kaleidoscopic abstract designs around an axis of symmetry. We’ll explore several abstract drawing styles to create depth, including asemic writing (meaningless symbols and codes), “automatic” drawing, and blind contour lines.




Corporeal Mime

Court Hoang

Capacity 10

Dubbed the "actor's art," Corporeal Mime is a movement- based performance art form that was created in France in the early 20th century. The goal in corporeal mime is to obtain complete awareness of one's own body and how it moves through, and is moved by, its environment, in order to create dramatic tension/release. Students will have the opportunity to learn the concepts behind this art form and create an original performance piece based on everyday actions. Students will need to provide an article of clothing or prop to work with for their performance piece.



The Poetry of Hamilton

Darryl Ratcliff

Capacity 12

The hit Broadway musical *Hamilton* by Lin Manuel Miranda has inspired a new generation of musical lovers and has become one of the most popular musicals of all time. Originally *Hamilton* was meant to be a conceptual hip hop album and in this workshop, we will study some of the tools that make *Hamilton* so successfully lyrically. We will write poetry inspired by both the musical and themes contained therein. All *Hamilton* worlds - including the *Hamilton Mixtapes*, will be considered. If you enjoy poetry, founding fathers, hip hop, or musical theater consider applying.



Afternoon- 2 hour Workshops

(If you choose one of these, it will be your only workshop for the afternoon)

Metal Smithing

Deborah Alcala

Capacity 8

You will experience creating an entire pendant fabricated from scratch using cutting, stamping, polishing, setting a stone and engraving techniques. You will be using a sheet of copper and/or sterling silver.




What is Home?

Willie Baronet

Capacity 15

Through the context of the WE ARE ALL HOMELESS project, students will create their own answer to the question “What is home?” using art supplies and cardboard. We will also look at actual homeless signs and discuss the ways we might project our own stories onto those on the streets.



Bullseye Weaving

Lisa Huffaker

Capacity 10

In this workshop, we'll create a circular weaving, using a hoop as a loom. Bring an old article of clothing you used to like, but can no longer wear, because you've outgrown it or worn it out. We'll cut or rip these into strips, share and trade, and then weave the fibers into a striking round design that may remind you of a dream-catcher, a bullseye, or a spider web. Feel free to bring any lucky (or unlucky!) objects you'd like to incorporate into your design. Almost anything can be woven into a loom – sticks, shells, feathers, merit badges, bad report cards, lucky shark's teeth, favorite Hot Wheels cars, even your bug collection.



Journey into Space

Juliette McCullough

Capacity 15

Students will create a small collage (4" x 4") from already cut out abstract shapes & textures with the idea of taking the eye on a journey through the space that is being used. They will then transpose their compositions to a 2' x 2' large paper using oil sticks or cattle markers. They will use the squaring up method to transfer from small to large. Then they will have the choice to embellish and add elements to their compositions, abstract, or figurative.



Needle Felting

Heather Pina

Capacity 8


Felting is having a renaissance! Learn this timeless Fiber Art form creating 2D images from colored wool. Each student will use special felting needles to assemble their idea and create a unique design.



Didjeridu

Capacity 12

Recreate the ancient Australian instrument which sounds like a foghorn, using plastic pipe, a blowtorch, a drill and heated wax. Decorate to your heart's content with carving and color.



Brief Guild to Vocal Performance

Court Hoang

Capacity 12

Pop stars, opera singers, rock stars, a cappella groups -- they all have their own unique vocal styles but they all share some common traits when it comes to the basic mechanics of singing. Learn how to work with your own voice to maximize its potential and increase its longevity. Topics include proper posture, breathing, vowel shapes, aspirated consonants, interval training and tonal memory exercises, as well as microphone techniques and a brief introduction to vocal percussion, a.k.a beatboxing.



Functional Fantastic Pottery

Sharon Smith

Capacity 10

We are going to be creating functional ceramic forms using slab construction, round and flat coil construction, surface texturing and carving. Hump molds, slump molds, press molds and slips will be explored. Time is allowed for you to create more than one piece if you can master the basics quickly. All finished pieces will be fired in the school kiln in the days following BraveArt.



Surrealist Games with Twisted Aims

Kimberly Alexander

Capacity 15

Paging Dr. Freud...he wants his light bulb back.

We will play a series of surreal games, fusing collage, drawing, accidents, mash-ups, incongruities, and pareidolia. You'll fool your own minds, mine your own finds, and dream streamlined.



Transfer Techniques for Printmaking & Other Mediums

Matt Bagley

Capacity 12

Learn how to transfer drawings and photographs to wood and linoleum for printing, painting, drawing, and alternative photography processes. . STUDENT NEEDS TO BRING HIS OWN HIGH CONTRAST BLACK AND WHITE IMAGE.




CONSTRUKTING KOLAJ!

Sara Cordona

Capacity 7

Participants will learn about the ideas behind early DaDa collage and use a variety of materials to create their own assemblages on paper with three dimensional elements.



Speed Sketching

Br. Raphael

Capacity 12

If you've ever felt like "I can't draw" or "I don't know how to hold a pencil" or "People say I don't shade properly," then this is the workshop for you. In Speed Sketching, we'll explore the basics of illustrating by first reducing an object/figure to basic shapes and lines and, step by step, reconstructing it with pencil and paper. From realistic drawings to comic strip simplicity, this workshop is for anyone who wants to improve his drawing skills.



Poetry Games

Darryl Ratcliff

Capacity 12

What happens when you take a 2D art form like poetry and make it into three dimension? Find out at poetry ball. Not only will you test your skills as a bard - you can test your hand skills, your swiftness, and your dexterity. We will write lots of poems - we will have lots of fun.



Afternoon- 1 hour Workshops

(If you want a workshop in this category, choose 2 different ones to attend.)

Pour Painting Art

Ashley Comstock

Capacity 15

You will learn some different art and different techniques on how to make these paintings. You will be able to pick your own colors and canvases.



Stage Combat

Seth Magill

Capacity 10

In this action packed workshop we will learn the fundamentals of stage combat with an emphasis on hand to hand combat and sword play. At the end of the workshop, students will choreograph their own short scene involving dialogue and 1-2 of the moves they learned.




Hand Drumming & Ethnic Percussion

Jamal Mohamed

Capacity 12

Percussion Professor Jamal Mohammed comes to us from SMU as a veteran performer and instructor of world music. Learn more about him at www.jamalmohamed.com. He will lead you in an interactive drum circle using percussion instruments from a variety of cultures. He will provide the instruments but feel free to bring your own percussion instruments.



The Art of Short Film

Jim Reisch

Capacity 10

Participants in this workshop will watch examples of and discuss movies in the “short film” genre—i.e. complete films that last from 30 seconds to 10 minutes. We will use examples of some of the best contemporary short films currently being made in several genres: comedy, drama, documentary and advertising. Come experience the “Non-Hollywood ” side of contemporary film making by people who make movies just for the love of movies!

